


## Create your own kite!

### You will need


Coloured card, paint, string, lollypop sticks, dry pasta and ribbon.

### What to do




#### Step 1

First cut your coloured card into a square shape. The square should be big enough to stick two lollypop sticks to it.




#### Step 2

Stick your lollypop sticks on the coloured card in a cross.



#### Step 3

Decorate your kite with paint, glitter or coloured pens.



#### Step 4

Cut a piece of string and tape to the bottom just like a real kite. You can even decorate the string with dry pasta or ribbon.

